

VIEWFINDER

April Meetings

April 2nd - Judging Photographer's Choice 2

Images for this competition may be any subject the maker decides to produce.

We are experimenting with a new size for this competition, 1400 by 1050. Don't forget to resize images for the Image of the Year Competition

April 9th is Easter Monday, so there is no meeting. Enjoy your family time.



April 16th - Annual General Meeting and Awards for Architecture and Photographer's Choice #2.

April 23rd - Judging - CAPA - Nature Competition

30th - AV night - This is a time for club members to show off their AV skills with a 7 minute show on any topic.



Smile



In This Issue

April Meetings

Prints #2 Gold

Architecture Golds

Member Profile

Book Review

ECC Annual Banquet

CAPA Competition

Lime House Outing

Ad Hoc Outing

John Sheckler, a former photographer for the Standard Times in New Bedford, Massachusetts, said this when asked how many photographers does it take to screw in a light bulb. - "Only one. However, it takes two editors and three reporters to decide if the bulb should be turned clockwise or counter clockwise or just shoved in."

Prints Competition Gold



Image of the Month

Life from Stone

John Anderton

Architecture Competition Golds





Image of the Month

La Sagrada Familia

Michel Gagnon



Wrigley Building

Peter Sauder



Towering Tower

Doris Woudenberg

Member Profile: Bruce Lewis

by Gunter Haibach

WHAT ATTRACTED YOU TO PHOTOGRAPHY?

I enjoy capturing a moment in time and freezing it forever, thus creating something that is visually engaging. Sometimes I carefully choose my subject but other times my subjects choose me. Many times I also like to return to the same location throughout a day to explore how the sun's rays have changed the look and feel of a certain composition.

FAVOURITE SUBJECT MATTER, AND WHY?

I like the following types of photography: Landscapes, Nature and Portrait photography. I like landscapes and nature, as they never yell back and never have a deadline to meet.

Portraits are new to me. I have a model from the Shopping Channel I can use for practice and she can use the photos for her portfolio.

THOUGHTS ON MANIPULATION – IN CAMERA AND POST PROCESSING?

I do some playing within camera manipulation. I also use Photoshop, very lightly.

Also I use Levels, unsharpen mask, highlights/shadows, saturation, and border, if needed. I want my photography to remain as much a photograph as possible.

IN WHAT AREAS IN YOUR PHOTOGRAPHY WOULD YOU LIKE TO IMPROVE?

I cannot wait to get up the next day to see what I will learn next. I like to learn and find that there are a great number of members with great skills in a number of topics and ask them questions if I am having trouble with Photoshop or finding a Pub. Photoshop is where I need to improve most.

**WHAT IS THE EFFECTIVE WAY YOU'VE LEARNED ABOUT PHOTOGRAPHY?**

Workshops. I took two workshops with my new friend Philip Sun, one on Close-up Photography, and the other on Landscapes Photography in Franklin Island.

I like to attend workshops with hands on activities. I will also go out the next day and try new technique as soon as possible, so it is fresh in my mind.

TELL US A LITTLE ABOUT YOURSELF.

I work as a live on-air camera operator for the Shopping Channel. I am a certified Golf Teaching professional. I have been a disc jockey at weddings, parties and banquets, for ten years. (That was some time ago, my record collection has 1000, 45's and over 400 albums? What's a 45 and what are albums?)

Member Profile: Bruce Lewis, con't

Gunter Haibach

I am married to my high school sweetheart and best friend for over 31 years, Deborah. I was union boss at the Shopping Channel, managing over 80 full-time and part-time production staff. I stepped down after seven years, to free up more time to become Chairman of Outings.

WHAT IS IN YOUR BAG ?

I have two Canon D-40's camera bodies. One has 17mm to 85mm kit lens the other has 55mm to 300mm kit lens, and a Canon Prime lens 50mm. Flashes are 430 and 580 II Canon, Cokin filters, (landscape set). Manfrotto tripod with ball head.

The other important thing in my bag is a note book as I write everything down, ie: date, weather, filters and f-stops. Things that worked and did not work. I am on book four to date.

WHAT IS IT ABOUT THE ATTACHED FAVOURITE PICTURE THAT MAKES IT SPECIAL TO YOU?

This has been the hardest part about this profile, just picking one.

The photo I am most proud of is the one I entered into Prints Two. I love the simplicity of it and the fact that I did very little work in Photoshop.



Tranquility Picture

BOOK REVIEW

by Kas Stone

Photographically Speaking by David duChemin

Do you find photography exciting but your photographic results often disappointing? Then David duChemin's new book is for you. *Photographically Speaking: A Deeper Look at Creating Stronger Images* (New Riders Press, 2012) is a book about visual design. Okay, you say, there are *hundreds* of books out there about visual design. Probably you have read quite a few of them already. So what makes this book worth adding to your collection? Well...

duChemin tackles the challenging subject of visual design and presents it in a refreshing, non-academic manner. His style is engaging, and he tempers his knowledge and experience with a humorous, often self-deprecating manner that makes the writing pleasantly readable. So you won't find your eyes glazing over with abstruse theories or unnecessary technical gobbledegook.

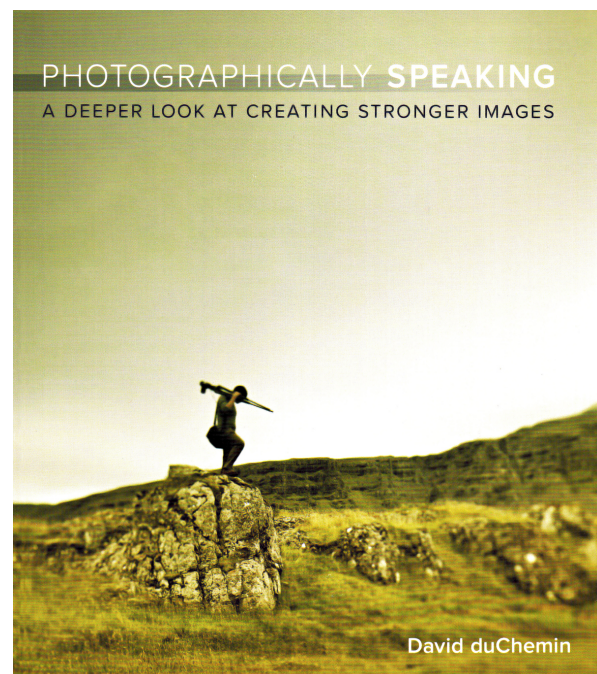
In choosing the title *Photographically Speaking*, duChemin cleverly sums up the book's thesis: that photography is *communication*, and that a photographer must use "visual language" in the same way that an author uses written language to express his message effectively to a reader/viewer. Instead of words, a photographer uses visual elements (things included in the image – lines, tones and colours), and instead of grammar, the photographer structures an image by making technical and artistic decisions (about shutter speed, aperture, optics, point of view, perspective, etc.) that place the visual elements appropriately in the frame. The comparison between writing and photography is not new, but duChemin works the analogy extremely well and in a manner that is both inspiring and instructive. In his own words: "I believe that a grasp of what's going on within the frame, and a mindful approach to creating photographs that speak this [visual] language, are enough to create powerful photographs that express or communicate something within us that is bursting to get out".

Another helpful twist on the title *Photographically Speaking* is that it stresses the value of analyzing and *speaking about* photographs in learning to make more successful images ourselves. duChemin uses the second half of the book to guide us in the evaluation of 20 of his own photographs – a broad range of subject matter that includes landscapes, portraits and street scenes – putting his visual design principles into practice. He encourages us to get beyond "I like it" or "I don't like it" and figure out exactly *why*. Then he leads us to apply this analytical technique to *our* photographs, and asks us to extend it so that we make better decisions in the field.

If you're like me, the first thing you will want to do after reading *Photographically Speaking* is go out somewhere with your camera. And if you need an additional incentive to buy the book, it is *Canadian*, as David duChemin (although a self-described "world photographer") hails from Vancouver. You can learn more and see his galleries at www.davidduchemin.com.

Review by Kas Stone

www.kasstone.ca



ECC ANNUAL BANQUET ...TICKETS ARE STILL AVAILABLE

Date: Monday, 14 May 2012
Place: Le Treport Wedding & Convention Centre, 1075 Queensway East, Mississauga, Time: 6:00 - 10:30 p.m.

Le Treport Wedding & Convention Centre is a new location for our event. There is FREE PARKING near the front entrance & more spaces at the rear of the building. This venue has a ramp and handicap facilities.

Our banquet opens with a social hour including a cash bar, starting at 6:00 p.m. followed by dinner at 7:00 p.m. This is an excellent event to meet and get to know other members, and talk about your photographic experiences, travels and other interests. We encourage members to invite guests. After dinner, our programme features the results of the Image of the Year Salon, from a closed competition that took place earlier. This is followed by the presentation of trophies to the top scorers in each division, and award certificates for regular competitions held in 2011 - 2012. Added excitement follows with the announcement of Division Promotions for next year.

Tickets cost **\$35.00 per person** and will be on sale at five Monday meetings, before and during the break, starting March 26 to April 30. Please read the **dinner menu** with choices below. We ask you to **confirm your food choices at the time of ticket purchase**. A small ticket denoting your selection will be stapled to each event ticket. Bruce and Irene Barton, and Marta Musij will collect monies (**exact cash or cheque please**), issue tickets and record this information. If you wish to change your food choices, you may do so **in person** at one of the meetings before the **deadline of 30 April**. Our committee meets with the restaurant manager to finalize details one week prior to the event. There is no Monday meeting in May.

It is essential that all participants and guests remember to bring their tickets to the Annual Banquet for two reasons. Firstly, on arrival, we ask you to deposit your event ticket stub in a box located near the entrance to be eligible for a **door prize of one of two free club memberships**. Secondly, the restaurant staff will collect the small tickets that denote your food choices, at your table. Please detach the small ticket from the event ticket and hand only the small ticket to the staff. You will retain the numbered event ticket to confirm the winning number in a draw for the door prizes. Our committee asks for your cooperation with regard to the tickets.

Email any questions about this event to Carolyn, Social-Fellowship cffs@rogers.com or Bruce, Treasurer bdbarton@gmail.com

Menu for 2012 ECC Annual Banquet

Hot & Cold Hors D'oeuvres, Cash Bar

Sit Down Menu includes:

Asian Salad with Mixed Greens, Mandarin Noodles & Raspberry Vinaigrette
Dinner rolls, Rolls & Butter
House Blend Medley of Vegetables
Nu (new) Red Roasted Potatoes with Fresh Herbs or Rice
Coffee & Tea

CHOICE OF:

Prime Rib Au Jus & Horse Radish
Salmon Fillet with with Creamy Dill Sauce
Chicken Parmigiana
Eggplant Parmigiana with Vegetable Stir-Fry & Rice (Vegetarian)

DESSERT:

Raspberry Blossom, decorated with Fresh Fruit & Raspberry Sauce

Fresh Fruit Plate available for Lactose Intolerant & Vegetarian Guests

Lime House Outing - March 18th



Image by Bruce Lewis



Images by John Stevenson






Image by Bruce Lewis



Images by Frank Job



Images by John Roias

*Ad Hoc Outing
Etobicoke Conservatory*



Images by Frank Job



Images by Judy Roe





Image by Bruce Barton



Image by Judy Roe



Image by Irene Barton

Contributions by

John Anderton
Michel Gagnon
Doris Woudenberg
Peter Sauder
Gunter Haibach
Kas Stone
Carolyn Francis-Scobie
Bruce Lewis
Frank Job
John Roias
Judy Roe
Bruce Barton
Irene Barton
Andy Heics

Edited by Catherine Roe

(CAPA) Competition - April 23rd

The CAPA Nature competition is for individual CAPA members only. These members can submit up to four images each. ECC's role as host includes collecting the images, coordinating the judging, holding the judging, and reporting the results of the 185 images to be judged on April 23rd.

For more information visit CAPA's website at www.capacanada.ca.